




Carton Cow Race Zip Line

Parent Note: Not suitable for children under the age of 3



Materials:

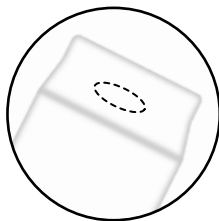
- 2 Prairie Farms Heavy Whipping Cream One Pint Cartons
- Scissors (With help from a parent)
- Masking Tape
- Copy paper and printer
- Pencil or pen
- White and Black Craft Paint and Brushes
- 1 Soda Straw
- 2 Kite Strings
- 2 Long Balloons (keep them away from small children.)

Step 1:

Clean out both empty cartons with soap and water. Discard caps.

Step 2:

With scissors cut out and remove the plastic spouts. Cover the holes on top with masking tape.



Step 3:

Cut out the bottom of the cartons and discard.

Step 4:

Paint the cartons all white so that no bright colors are showing. Allow paint to dry.

Step 5:


Print out cow face template on the next page. Cut out the cow face and place paper template on the front of the carton. Use the template to help you trace/draw your cow face with a pencil or pen.

Step 6:

Paint a cow face in black paint following the drawn template face. Allow paint to dry.

Step 7:

Cut out two 2-inch pieces of soda straw. Tape them on top of the milk cartons.



Step 8:

Thread the kite string through the straws.




Step 9:

For both cartons tie one end of the kite string to a low tree limb. Tie the other end of the string to a chair about 10 feet away. Have the strings near each other and going in the same direction.

Step 10:

Place some double sided masking tape inside the cartons. Put balloons in the cartons, with the nozzle facing back. Blow up the balloons as big as you can without it falling out of the carton. Release, and watch your cows fly! Have a race to see who has the fastest cow!





Carton Cow Face

Parent Note: Not suitable for children under the age of 3

